

Renault Clio IV FLH, 5-door, Tür hinten, kleines Seitenfenster und Heckscheibe
ab 2013-

Artikel-N°:0078360ABC



DE:

Beachten Sie bitte, dass bei Schäden in Folge unsachgemäßen Einbaus sämtliche Garantieansprüche erlöschen, insbesondere solche, die das Produkthaftungsgesetz betreffen.

Lesen Sie vor dem Einbau diese Anleitung sorgfältig durch.

GB:

We expressly point out that assembly not carried out properly by a competent installer will result in cancellation of any right to damage compensation, in particular those arising by virtue of the product liability act. Please ensure that these instructions are read and fully understood before commencing installation.

FR:

Nous tenons à insister tout particulièrement sur le fait que si ce produit n'est pas correctement assemblé par un technicien compétent, aucun droit de compensation ne sera recevable en cas de dommages, notamment les droits en vertu de la loi concernant la responsabilité à l'égard des produits.

Lisez attentivement ces instructions avant de procéder à l'installation.

IT:

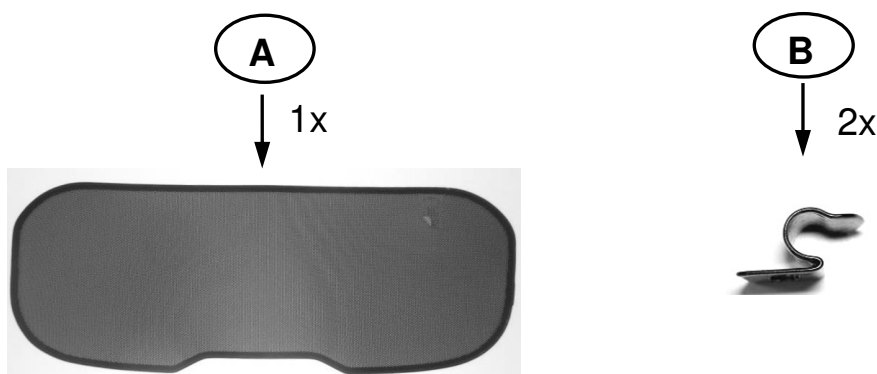
Vi informiamo che, in caso di installazione scorretta e/o non eseguita da un installatore competente, il Cliente perderà ogni diritto a un eventuale rimborso danni e, specificamente, ogni diritto previsto dalle leggi sulla responsabilità di prodotto.

Si raccomanda di leggere attentamente e integralmente tali istruzioni e di sincerarsi di averle comprese prima di procedere all'installazione


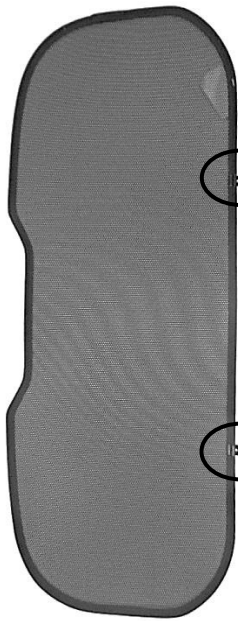
ES:

Una vez más, hacemos hincapié en el hecho de que si este producto no es instalado correctamente por un técnico cualificado, se anulará cualquier derecho de compensación por posibles daños, especialmente los relativos a la legislación vigente sobre este tipo de productos.


Es importante que lea con atención todas las instrucciones y que las entienda perfectamente antes de iniciar la instalación.




1



2




3




3a



3b



4




www

sonne

chutz-pkw.de

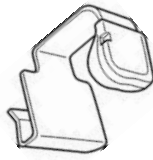
C

↓ 2x



D

↓ 4x





B


↓ 2x



5




6



Der Halter wird unter dem Gummi auf das Blech gesteckt

6a



6b



The holder is under the rubber put on the sheet metal

7



8

